

Lecture 2 | August 21, 2019

The nature of electromagnetic radiation.

1. Basic introduction to the electromagnetic field:

- Dual nature of electromagnetic radiation
- Electromagnetic spectrum

2. Basic radiometric quantities: intensity and flux.

Required reading:

S: 2.1-2.2

Recommended reading:

Petty: Chapters 2.1-2.2, 2.5-2.7

1. Basic introduction to electromagnetic field.

Electromagnetic (EM) radiation is a form of energy propagated through free space or through a material medium in the form of electromagnetic waves.

EM radiation is so-named because it has electric and magnetic fields that simultaneously oscillate in planes mutually perpendicular to each other and to the direction of propagation through space.

- ✓ Electromagnetic radiation has the **dual nature**:
it exhibits **wave properties** and **particulate (photon) properties**.
- **Wave nature of radiation:** Radiation can be thought of as a **traveling transverse wave**.

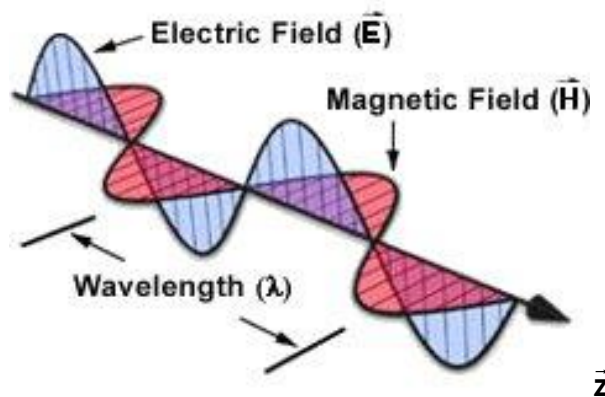


Figure 2.1 A schematic view of an electromagnetic wave propagating along the \vec{z} axis. The electric \vec{E} and magnetic \vec{H} fields oscillate in the x-y plane and perpendicular to the direction of propagation.

- As a transverse wave, EM radiation can be polarized. **Polarization** is the distribution of the electric field in the plane normal to propagation direction.

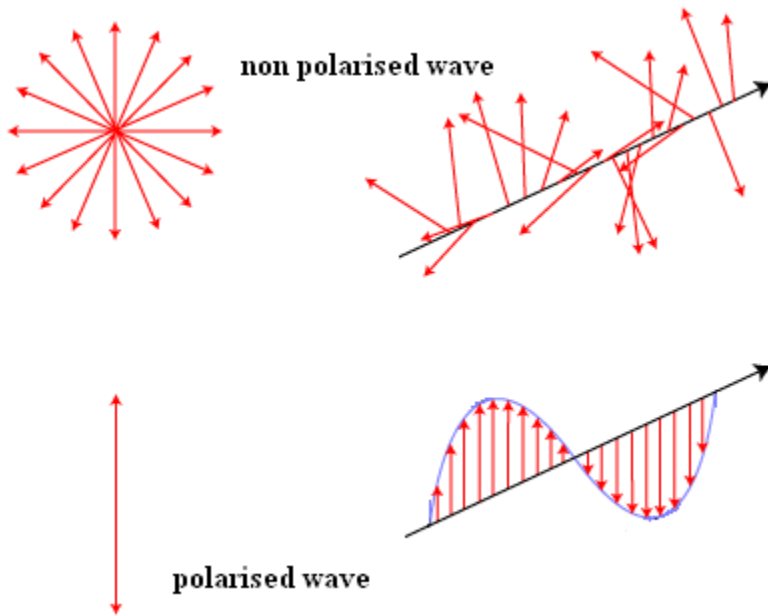


Figure 2.2 Electric field \vec{E} orientation for polarized and non polarized electromagnetic waves.

Poynting vector gives the flow of radiant energy and the direction of propagation as (in the cgs system of units)

$$\vec{S} = c^2 \epsilon_0 \vec{E} \times \vec{H} \quad [2.1]$$

here c is the speed of light in vacuum ($c = 2.9979 \times 10^8 \text{ m/s} \cong 3.00 \times 10^8 \text{ m/s}$) and ϵ_0 is vacuum permittivity (or dielectric constant). \vec{S} is in units of energy per unit time per unit area (e.g., W m^{-2})

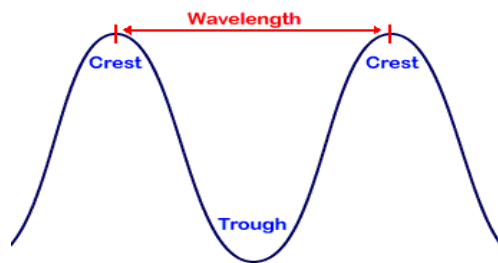
NOTE: $\vec{E} \times \vec{H}$ means a **vector product** of two vectors.

- \vec{S} is often called **instantaneous Poynting vector**. Because it oscillates at rapid rates, a detector measures its average value $\langle S \rangle$ over some time interval that is a characteristic of the detector.

Waves are characterized by **frequency, wavelength, speed** and **phase**.

Frequency is defined as the number of waves (*cycles*) per second that pass a given point in space (symbolized by $\tilde{\nu}$).

Wavelength is the distance between two consecutive peaks or troughs in a wave (symbolized by the λ).



Relation between λ and $\tilde{\nu}$:

$$\lambda \tilde{\nu} = c$$

[2.2]

- Since all types of **electromagnetic radiation** travel at the speed of light, short-wavelength radiation must have a high frequency.
- Unlike speed of light and wavelength, which change as electromagnetic energy is propagated through media of different densities, frequency remains constant and is therefore a more fundamental property.

Wavenumber is defined as a count of the number of wave crests (or troughs) in a given unit of length (symbolized by ν):

$$\nu = \tilde{\nu} / c = 1/\lambda$$

[2.3]

UNITS:

Wavelength units: length
 Angstrom (Å) : $1 \text{ Å} = 1 \times 10^{-10} \text{ m}$;
 Nanometer (nm): $1 \text{ nm} = 1 \times 10^{-9} \text{ m}$;
 Micrometer (μm): $1 \mu\text{m} = 1 \times 10^{-6} \text{ m}$;

Wavenumber units: inverse length (often in cm^{-1})

NOTE: Conversion from the wavelength to wavenumber:

$$\nu[cm^{-1}] = \frac{10,000cm^{-1} \mu m}{\lambda[\mu m]} \quad [2.4]$$

Frequency units: unit cycles per second 1/s (or s⁻¹) is called hertz (abbreviated Hz)

Table 2.1 Frequency units

Unit	Frequency, (cycles/sec)
Hertz, Hz	1
Kilohertz, KHz	10 ³
Megahertz, MHz	10 ⁶
Gigahertz, GHz	10 ⁹

➤ **Particulate nature of radiation:**

Radiation can be also described in terms of particles of energy, called **photons**

The energy of a **photon** is given as:

$$\mathcal{E}_{\text{photon}} = h \tilde{\nu} = h c/\lambda = hc\nu \quad [2.5]$$

where **h** is Plank's constant ($h = 6.6256 \times 10^{-34}$ J s).

- Eq. [2.5] relates energy of each photon of the radiation to the electromagnetic wave characteristics ($\tilde{\nu}$ and λ).
- Photon has energy but it has no mass and no charge.

NOTE: The quantized nature of light is most important when considering absorption and emission of electromagnetic radiation.

PROBLEM: A light bulb of 100 W emits at 0.5 μm . How many photons are emitted per second?

Solution:

Energy of one photon is $\mathcal{E}_{\text{photon}} = hc/\lambda$, thus, using that 100 W = 100 J/s, the number of photons per second, N, is

$$N(s^{-1}) = \frac{100(Js^{-1}) \lambda(m)}{h(Js) c(ms^{-1})} = \frac{100 \times 0.5 \times 10^{-6}}{6.6256 \times 10^{-34} \times 2.9979 \times 10^8} = 2.517 \times 10^{20}$$

NOTE: Large number of photons is required because Plank's constant h is very small!!!

➤ **Spectrum of electromagnetic radiation:**

The electromagnetic **spectrum** is the distribution of electromagnetic radiation according to energy or, equivalently, according to the wavelength or frequency.

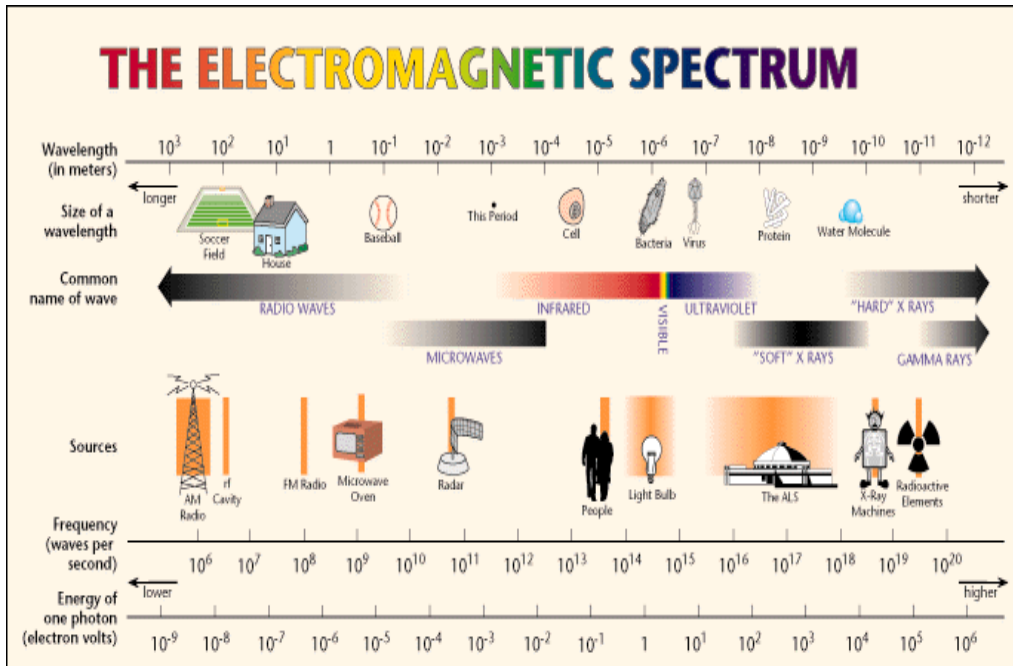


Figure 2.3 Schematic representation of the electromagnetic spectrum.

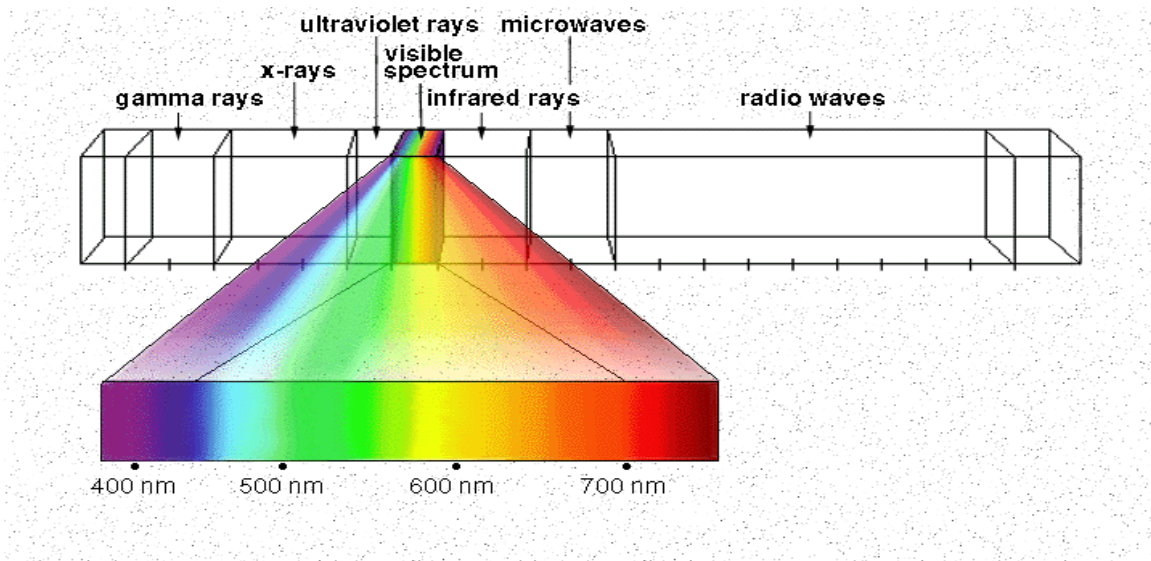


Figure 2.4 Visible region of the electromagnetic spectrum.

NOTE: In remote sensing, sensor's spectral bands in the visible are often called by their color (e.g., blue, green, and red channels)

Effects of atmospheric gases:

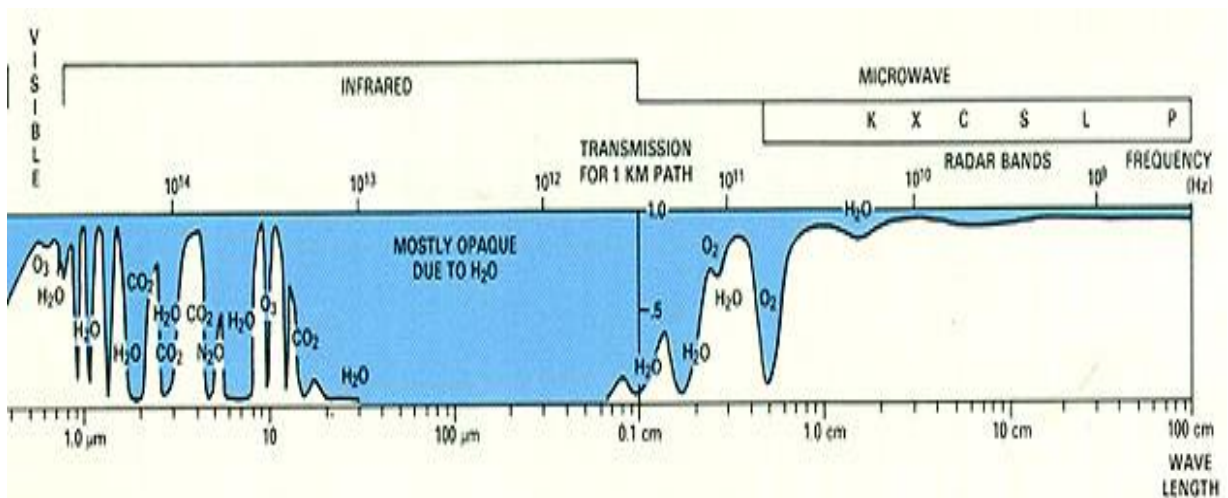


Figure 2.5 A generalized diagram showing relative atmospheric radiation **transmission** at different wavelengths. Blue zones show low passage of incoming and/or outgoing radiation and white areas show atmospheric windows, in which the radiation doesn't interact much with air molecules and hence, isn't absorbed.

Table 2.2 Common names and relationships between radiation components.

Name of spectral region	Wavelength region, μm	<i>Spectral equivalence</i>
Solar	0.1 - 4	Ultraviolet + Visible + Near infrared = Shortwave
Terrestrial	4 - 100	Far infrared = Longwave
Infrared	0.75 - 100	Near infrared + Far infrared
Ultraviolet	0.1 - 0.38	Near ultraviolet + Far ultraviolet = UV-A + UV-B + UV-C + Far ultraviolet
Shortwave	0.1 - 4	Solar = Near infrared + Visible + Ultraviolet
Longwave	4 - 100	Terrestrial = Far infrared
Visible	0.38 - 0.75	Shortwave - Near infrared - Ultraviolet
Near infrared	0.75 - 4	Solar - Visible - Ultraviolet = Infrared - Far infrared
Far infrared	4 - 100	Terrestrial = Longwave = Infrared - Near infrared
Thermal	4 - 100 (up to 1000)	Terrestrial = Longwave = Far infrared
Microwave	10^3 - 10^6	Microwave
Radio	$> 10^6$	Radio

Table 2.3 Microwave frequency bands used in remote sensing

<i>Bands</i>		<i>Frequency</i>
"Old"	"New"	[GHz]
L	D	1-2
S	E, F	2-4
C	G, H	4-8
X	I, J	8-12
Ku	J	12-18
K	J	18-26
Ka	K	26-40

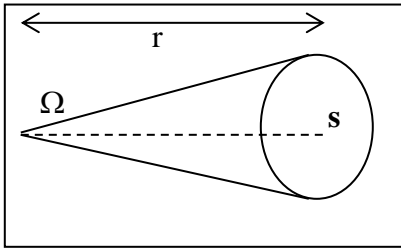
Example: L-band is used onboard American SEASAT and Japanese JERS-1 satellites.

2. Basic radiometric quantities: intensity and flux.

Solid angle is the angle subtended at the center of a sphere by an area on its surface numerically equal to the square of the radius

$$\Omega = \frac{s}{r^2} \quad [2.6]$$

UNITS: of a solid angle = steradian (sr)



A differential solid angle can be expressed as

$$d\Omega = \frac{ds}{r^2} = \sin(\theta)d\theta d\phi,$$

using that a differential area is

$$ds = (r d\theta) (r \sin(\theta) d\phi)$$

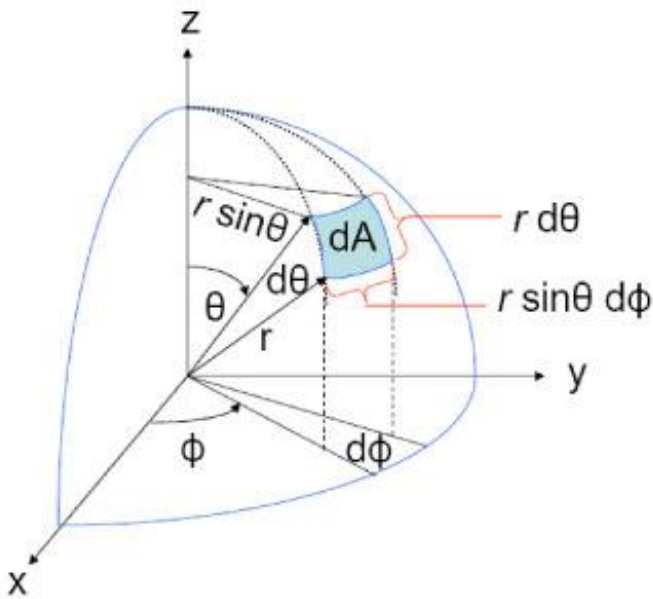


Figure 2.6 Geometry of a differential element of solid angle $d\Omega$.

Example: Solid angle of a unit sphere = 4π

PROBLEM: What is the solid angle of the Sun from the Earth if the distance from the Sun to the Earth is $d=1.5 \times 10^8$ km? Sun's radius is $R_s = 6.96 \times 10^5$ km.

SOLUTION: $\Omega = \frac{\pi R_s^2}{d^2} = 6.76 \times 10^{-5} \text{ sr}$

Spectral Radiance (monochromatic intensity) is defined as radiative energy in a given direction per unit time per unit wavelength (or frequency) range per unit solid angle per unit area perpendicular to the given direction:

$$L_{\lambda} = \frac{d\varepsilon_{\lambda}}{dt dA \cos(\theta) d\Omega d\lambda} \quad [2.7]$$

I_{λ} is also referred to as the **monochromatic** intensity.

- Monochromatic does not mean at a single wavelengths λ , but in a very narrow (infinitesimal) range of wavelength $\Delta\lambda$ centered at λ .

NOTE: the literature is not consistent with the term “intensity”. To be specific,

UNITS: from Eq.[2.7]:

$$(\text{J sec}^{-1} \text{ sr}^{-1} \text{ m}^{-2} \mu\text{m}^{-1}) = (\text{W sr}^{-1} \text{ m}^{-2} \mu\text{m}^{-1})$$

Properties of spectral radiance:

- In general, spectral radiance is a function of the coordinates (\vec{r}), direction ($\vec{\Omega}$), wavelength (or frequency), and time. Thus, it depends on seven independent variables: three in space, two in angle, one in wavelength (or frequency) and one in time.
- In a transparent medium, the radiance is constant along a ray.
 - If radiance does not depend on the direction, the electromagnetic field is said to be **isotropic**.
 - If radiance does not depend on position the field is said to be **homogeneous**.

(Spectral) Irradiance (flux density) is defined as radiative energy in a given direction per unit time per unit wavelength (or frequency) range per unit area perpendicular to the given direction:

$$E_{\lambda} = \frac{d\varepsilon_{\lambda}}{dt dA d\lambda} \quad [2.8]$$

UNITS: from Eq.[2.8]:

$$(\text{J sec}^{-1} \text{ m}^{-2} \mu\text{m}^{-1}) = (\text{W m}^{-2} \mu\text{m}^{-1})$$

From Eqs. [2.7]-[2.8], the flux is integral of normal component of the spectral radiance over some solid angle

$$E_{\lambda} = \int_0^{\Omega} L_{\lambda} \cos(\theta) d\Omega \quad [2.9]$$

NOTE: Many satellite sensors have a narrow viewing angle and hence measure the spectral radiance (not irradiance/flux). To measure the flux, a sensor needs to have a wide viewing angle.

- Depending on its **spectral resolution**, a detector measures electromagnetic radiation in a particular wavelength range, $\Delta\lambda$. The intensity $L_{\Delta\lambda}$ and flux $E_{\Delta\lambda}$ in this range are determined by integrating over the wavelength the monochromatic intensity and flux, respectively:

$$L_{\Delta\lambda} = \int_{\lambda_1}^{\lambda_2} L_{\lambda} d\lambda \quad E_{\Delta\lambda} = \int_{\lambda_1}^{\lambda_2} E_{\lambda} d\lambda \quad [2.10]$$